




polytec

THERMOLAMINATED doors & panels



ISSUE: 03

polytec offer an express sample service.

Visit www.polytec.com.au to order your free sample.

polytec

www.polytec.com.au

p 1300 300 547

Create your look



THERMOLAMINATED

polytec's beautifully crafted range of **THERMOLAMINATED** doors & panels will add character to your home. From sleek, contemporary minimalistic designs to the more traditional look of country style doors, **polytec** can supply a style that will complement your kitchen.

THERMOLAMINATED doors & panels are made from profiled moisture resistant MDF, constructed with a durable and decorative surface on the face and edges. The result is a stylish, fully profiled door. Its thermoformed surface makes it resistant to the usual knocks and bumps of a busy household, ensuring your kitchen will remain a showpiece for years to come.

THERMOLAMINATED doors & panels are available in a range of colours, profiles and surface finish options. Our stunning Gloss finish is available in both solid colours and timberprints, which are a classic feature in today's modern kitchen. Timberprint doors have matching Matt melamine backs, excluding the Studio range. This unique feature enhances the natural and realistic look of the timberprint design. All surfaces are non-porous and easy to clean, and so will retain their beauty, providing years of trouble free service.

Stylish, functional, and simple, **THERMOLAMINATED** doors & panels are suitable for any internal joinery application including vanities, wardrobes, custom built furniture, storage units and laundry cupboards.

Using the highest grade materials, and ultra modern technology **polytec** products are exceptional in design and durability.

All **polytec** manufactured doors come with a 7 year limited warranty, giving you peace of mind.

polytec are the market leaders in custom-made kitchen cabinet doors. Our success is a result of over 20 years manufacturing experience and we are proudly Australian made and owned.



THERMOLAMINATED 18mm Oberon doors in Tempest Woodgrain
and THERMOLAMINATED 18mm Manchester doors in Vittoria Pearl Gloss.
Benchtop in LAMINATE Visoni Stone Matt.





Pokolbin
EM9



Briar
EM9



Branxton
EM9



Keimbah
EM9



Rothbury
EM9



Allandale
EM9



EM = Edge Mould

Cross section diagrams not drawn to scale.



THERMOLAMINATED 21mm Branxton doors in Black Natura.




Grafton
EM2



Bowral
EM2



Tamworth
EM2



Lismore
EM7




Woongarra
EM2



Broome
EM2



Ballarat
EM2



Casino
EM9



EM = Edge Mould

Cross section diagrams not drawn to scale.

EM = Edge Mould

Cross section diagrams not drawn to scale.



THERMOLAMINATED 21mm Keimbah doors in Porcelain Matt.
 THERMOLAMINATED Iconic Block flutes in Porcelain Matt.
 Benchtop in LAMINATE Pietra Stone Matt.





Oberon
EM9




Cammeray
EM9




Dural
EM9 (only)



Macquarie
EM2



Jersey
EM9



Manhattan
EM9



Farnborough
EM4



Farmhouse
EM4





Classic Square
EM4



Country Square
EM4



Berrima NEW
EM9




Alpine NEW
EM9

Only available in 21mm


EM = Edge Mould
Cross section diagrams not drawn to scale.

THERMOLAMINATED 21mm Braxton doors in Black Natura and White Natura.
THERMOLAMINATED 21mm Manchester overhead doors in White Natura.






Sofia
EM0



Atlanta
EM2




Edinburgh
EM1



Beirut
EM2




Argentina
EM6



Corfu
EM0



Valencia
EM1



Chesterfield
EM0





Christchurch
EM2



Copenhagen
EM2



Rio
EM6



Carlton
EM2




Colombo
EM7



Amsterdam
EM2



Dublin
EM2



Prague
EM9








Broadway
EM9



Leon
EM0



Cambridge
EM9



Tokyo
EM9



Lima
EM2



Seoul
EM6



Bali
EM2



Washington
EM2





Preston
EM1



Albury
EM1



Yass
EM2



Wellington
EM1



Hanoi
EM1



Bendigo
EM2



Mildura
EM2



Maroochydore
EM0





Lithgow
EM2



Bathurst
EM2



Parkes
EM0



Torino
EM3



Bega
EM1



Cleveland
EM1



EM = Edge Mould

Cross section diagrams not drawn to scale.
26



THERMOLAMINATED 18mm Manchester doors in Grey Oak Natura.



Calcutta
EM1



Mudjee
EM1



Monterey
EM9




Not Available in Gloss



Madrid
EM1




Not Available in Gloss



Teralba
EM1




Not Available in Gloss



Croydon
EM9



Not Available in Gloss



Dorriga
EM9




Not Available in Gloss



Auckland
EM1



Not Available in Gloss



THERMOLAMINATED 18mm Manchester doors in Ultra White Gloss
and THERMOLAMINATED 18mm Manchester doors in Onyx Finesse Gloss.






Bronte
EMO



Bronte view from front



Bronte view from rear




Manchester
EMO



Guilford
EM9



Kingsford
EMO



Kingsford view from front



Kingsford view from rear



Vienna
EM1



Kiama
EM12



Paterson
EM7



Munich
EM3



Hamilton
EM5



Brussels
EM2



Softline
EM8



Sanda
EM11 (Left + Right only)
R 3mm (Top + Bottom)



Napoli
EM6



Kunda
EM1 (Left + Right only)
R 3mm (Top + Bottom)



EM = Edge Mould R = Radius.

Cross section diagrams not drawn to scale.
34

EM = Edge Mould R = Radius.

Cross section diagrams not drawn to scale.
35

Return Panels



THERMOLAMINATED 21mm Braxton doors in White Natura.

THERMOLAMINATED 21mm Manchester overhead doors in White Natura.

Now available from **polytec** are **THERMOLAMINATED** Return Panels. Featuring a seamless square front edge in either 18 or 36mm, the Return Panels are ideal for creating a contemporary quality look for your end panels.

The Return Panels can be co-ordinated to match or contrast your doors as they are available in all **THERMOLAMINATED** colours and finishes.



Door Frames



THERMOLAMINATED 18mm Manchester doors in Grey Oak Natura.

polytec's **THERMOLAMINATED** door frames will give your kitchen cabinetry an open, spacious feel and provide a unique showcase to display ornaments or kitchen accessories.

The addition of either square or arched colonial frames can provide a more traditional look to your kitchen design and add a point of difference.

The use of **MELAMINE** colours inside your cabinets will ensure a consistent look flows throughout your kitchen.





RECESSED RAILS

Minimalist and handle-free doors and drawers are the latest trends in kitchen design. To create a modern space with flowing horizontal lines, **polytec** offer a range of recessed rails to match our **THERMOLAMINATED** doors & panels. **polytec** also offer a range of recessed handle door styles, refer to page 32.



HEAT DEFLECTORS

Flush mounted ovens are often not designed to deflect heat away from surrounding surfaces. **polytec** offer metal heat deflector strips for use where such ovens are alongside **THERMOLAMINATED** doors & panels. Please note that if heat deflector strips are not used, warranty will be void.



ROLLER SHUTTERS

Roller Shutters provide handy storage for bench top appliances. The shutters can be easily accessed as required, or quickly concealed to keep your kitchen tidy.



DRAWERS

polytec manufactured drawer banks are available in a range of styles to suit the profile of your doors. For a traditional look choose individual drawers to enhance the crafted look of each panel. For the more contemporary integrated look choose a drawer bank style that matches the adjoining doors.



SHELVING

polytec helps you integrate shelving units into your kitchen by providing **THERMOLAMINATED** panels in matching colours. Shelving is another way to re-style your kitchen, allowing ornaments and books to be rotated to show your personality and evoke different moods and styles.



DECORATIVE FLUTES

polytec Decorative Flutes are available in 7 different styles, in the entire **THERMOLAMINATED** colour range and finishes. Add a touch of old world elegance with these timelessly traditional design features.



PROFILE DOORS

polytec is the market leader when it comes to innovative door products. With the largest range of profiles and finishes, you can select a style that will complement your project.

Available in **THERMOLAMINATED** doors or **CUT & ROUT** doors ready for painting, there is a design that will suit your needs.

STYLES & THICKNESSES

Profile doors and panels are manufactured using 18mm/21mm machine grade moisture resistant medium density EO fibre board.



Style 1
Minimal Profile
Example: Guildford
Available in 18mm/21mm



Style 2
Soft Profile
Example: Yass
Available in 18mm/21mm



Style 3
Sharp Profile
Example: Sofia
Available in 18mm/21mm



Style 4
Detailed Profile
Example: Brooklyn
Available in 18mm/21mm




Style 5
Detailed Profile
Example: Keimbah
Available in 21mm

RECESSED HANDLES

Your doors can ultimately be fitted with your choice of handles but if you are after that stylish, functional and simple look, **polytec** offer a selection of integrated finger grip designs. Refer to page 32 for **THERMOLAMINATED** options or page 41 for **CUT & ROUT**.



Bronte



Kingsford



Waverley



Clovelly

EDGE MOULDS



EM0 = Square



EM3 = Large Bevel



EM6 = Roman



EM9 = 3mm Pencil Round



EM1 = 6mm Pencil Round



EM4 = Step Pencil Round



EM7 = Small Bevel



EM11 = Small Bevel (L+R only)



EM2 = Thumb Mould



EM5 = Step Bevel



EM8 = Softline



EM12 = Small Chamfer

CUT & ROUT

CUT & ROUT doors are manufactured in machine grade moisture resistant EO MDF and finished in double sided satin melamine ready for painting. This material is the preferred substrate and finish for professionally prepared 2-pack polyurethane or similar coatings, and allows you to apply an unlimited choice of colours.

To achieve the best result a reputable paint-trade professional should correctly prepare the surface with an undercoat prior to applying the final finishing coats.

All door styles are available in **CUT & ROUT**.

Recessed Handle Options

soft profile **Style 2**



Waverly
EMO




CUT & ROUT only



Clovelly
EMO



CUT & ROUT only



Molong
EMO



CUT & ROUT only

detailed profile **Style 4**



Oceanic 7mm
EM9



CUT & ROUT only



Brooklyn
EM9



CUT & ROUT only



Galston
EM9



CUT & ROUT only

EM = Edge Mould

Cross section diagrams not drawn to scale.
















SOLID RANGE

 <div>Ultra White</div> <div>G, M, T</div>	 <div>Designer White</div> <div>T</div>	 <div>Classic White</div> <div>G, M, T, A</div>	 <div>Café Cream</div> <div>G, M</div>
 <div>Alabaster</div> <div>G, M, T</div>	 <div>New Antique White</div> <div>G, T</div>	 <div>Antique</div> <div>G, M, T</div>	 <div>Cappuccino</div> <div>M</div>
 <div>Porcelain</div> <div>G, M</div>	 <div>Greige <small>NEW</small></div> <div>G, M</div>	 <div>Snowgum</div> <div>G, M</div>	 <div>Mountain Pepper</div> <div>G, M</div>
 <div>Amaro <small>NEW</small></div> <div>G, M</div>	 <div>Malt</div> <div>G, T</div>	 <div>Taupe <small>NEW</small></div> <div>G, M,</div>	 <div>Caraway</div> <div>G</div>
 <div>Stone Grey <small>NEW</small></div> <div>G, M</div>	 <div>Strata Grey <small>NEW</small></div> <div>G, M</div>	 <div>Cinder <small>NEW</small></div> <div>M</div>	 <div>Black <small>NEW</small></div> <div>M</div>

Available finishes G = Gloss M = Matt T = Texture A = Ashgrain

STUDIO RANGE

 <div>Light Oak Ravine <small>NEW</small></div>	 <div>White Natura</div>	 <div>Regal White Pearl Gloss <small>NEW</small></div>
 <div>Chateau Oak Ravine <small>NEW</small></div>	 <div>Vittoria Pearl Gloss <small>NEW</small></div>	 <div>Silver Metallic Gloss</div>
 <div>Latino Oak Ravine <small>NEW</small></div>	 <div>Grey Oak Natura</div>	 <div>Gunship Metallic Gloss</div>
 <div>Onyx Finline Gloss</div>	 <div>Tempest Woodgrain <small>NEW</small></div>	 <div>Black Natura</div>
		 <div>Black Gloss</div>



THERMOLAMINATED 18mm Guilford doors in Porcelain Texture.
Benchtop in **LAMINATE** Olive Fabrini Matt.

GREEN



polytec is committed to an eco-friendly and sustainable environment. It is an intrinsic part of the way we do business daily. Our decisions are made so that they have minimum negative impact on the environment.

Our product is manufactured from managed and renewable plantation pine and is Australian Forestry Standard chain of custody certified. All **polytec** products are manufactured from EO or E1 CUSTOMwood MDF.

We manage waste responsibly through numerous recycling programs including aluminium and metals, used oils and timber waste is recycled back into energy. We subscribe to local government environmental initiatives and voluntary audits as well as our own internal Energy and Carbon Management Policy (ECM), which aligns with the Australian Government's Energy Efficiency Opportunities (EEO) program.

polytec doors and benchtops are Australian Made & Owned.

CARE

Your **THERMOLAMINATED** doors and panels are made from a Moisture Resistant Medium Density Fibreboard (MR MDF), but as with many wood based panels, they are not waterproof. Care should be taken to wipe up spills immediately, ensuring the doors are not exposed to high or continuous levels of moisture, steam and humidity.

THERMOLAMINATED doors and panels should be cleaned by wiping down with a white damp soft cloth and warm soapy water. For more stubborn stains use a mild household cleaning spray. Always ensure you refer to the recommendations provided by the manufacturer of the cleaning product before use.

By following these simple steps you should retain a beautiful kitchen surface for many years.

OUTSIDE COVER: **THERMOLAMINATED** 21mm Keimbah doors in Porcelain Matt.
THERMOLAMINATED Iconic Block flutes in Porcelain Matt.
Benchtop in **LAMINATE** Pietra Stone Matt.

INSIDE COVER: **THERMOLAMINATED** 18mm Manchester doors Classic White Gloss.
ALUMINIUM doors in 42mm Satin Aluminium frame with Frosted Glass.

Visit www.polytec.com.au for specific care and cleaning information. Darker colours will show superficial wear and tear more readily than lighter coloured surfaces and require more care and maintenance.

The colours and details shown in this brochure are to the highest standards in printing. However, they should only be used as an indication of actual product colour. To order your free colour sample visit www.polytec.com.au

The use of our current colour samples gives the colour and finish that a customer would expect to receive. **polytec** does not guarantee exact colour matches across product ranges due to colour variation in each product group.